

# FUND UPDATE

## MERCER HIGH GROWTH FUND MERCER SUPER TRUST

Quarter ending 31 March 2017

This fund update was first made publicly available on: 3 May 2017

### WHAT IS THE PURPOSE OF THIS UPDATE?

This document tells you how the Mercer High Growth fund has performed and what fees were charged. The document will help you to compare the fund with other funds. Mercer (N.Z.) Limited prepared this update in accordance with the Financial Markets Conduct Act 2013.

This information is not audited and may be updated.

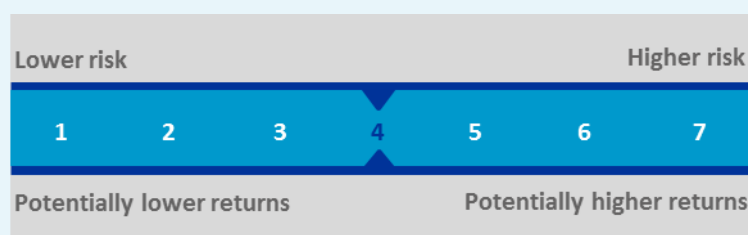
### DESCRIPTION OF THIS FUND

The Mercer High Growth fund invests almost entirely in shares and real assets, with only a small amount invested in cash and fixed interest. This may be suitable for investors seeking a well-diversified fund, who want higher long-term returns and are comfortable with more volatility in returns.

Total value of the fund	\$20,187,661
Number of investors in the fund	681
The date the fund started	1 July 2005

### WHAT ARE THE RISKS OF INVESTING?

**Risk indicator for the Mercer High Growth fund:**



The risk indicator is rated from 1 (low) to 7 (high). The rating reflects how much the value of the fund's assets goes up and down. A higher risk generally means higher potential returns over time, but more ups and downs along the way.

To help you clarify your own attitude to risk, you can seek financial advice or work out your risk profile at [www.sorted.org.nz/tools/investor-kickstarter](http://www.sorted.org.nz/tools/investor-kickstarter).

Note that even the lowest category does not mean a risk-free investment, and there are other risks that are not captured by this rating.

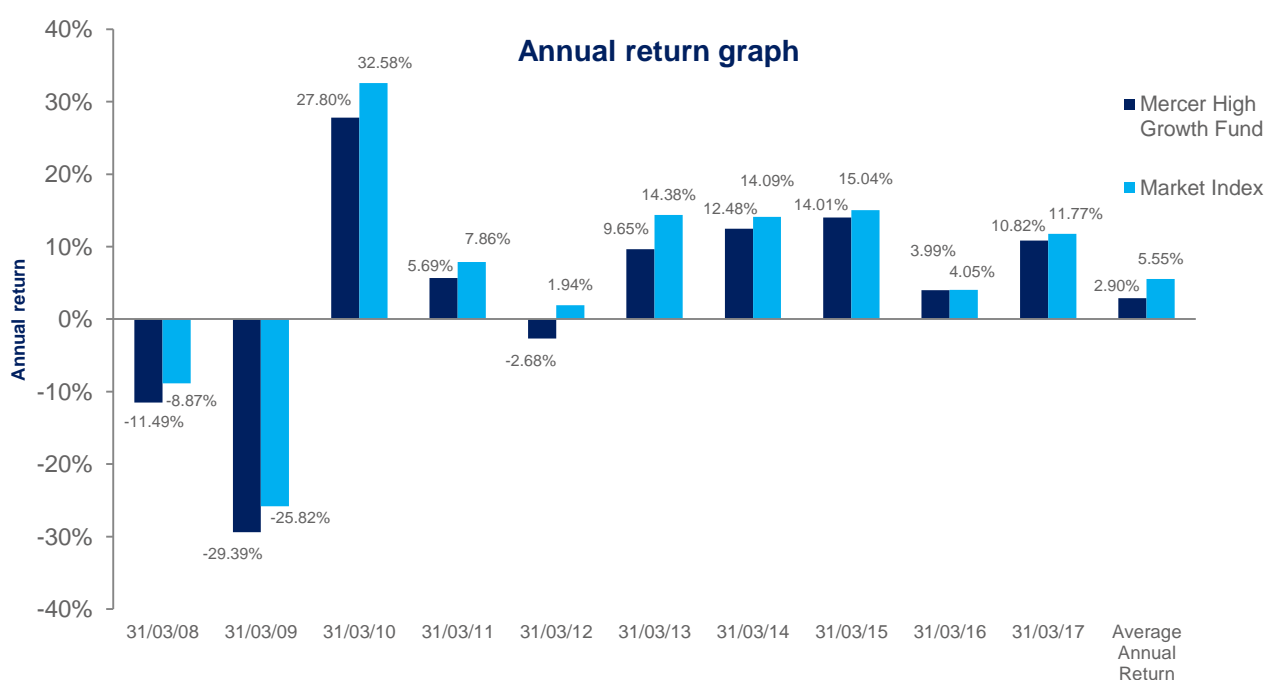
This risk indicator is not a guarantee of a fund's future performance. The risk indicator is based on the returns data for 5 years to 31 March 2017. While risk indicators are usually relatively stable, they do shift from time to time. The risk indicator will continue to be updated in future fund updates.

See the Product Disclosure Statement (PDS) for more information about the risks associated with investing in this fund.

## HOW HAS THE FUND PERFORMED?

	AVERAGE OVER PAST 5 YEARS	PAST YEAR
<b>Annual return</b> <i>(after deductions for charges and tax)<sup>1</sup></i>	10.14%	10.82%
<b>Annual return</b> <i>(after deductions for charges but before tax)<sup>1</sup></i>	11.53%	12.12%
<b>Market index annual return</b> <i>(reflects no deductions for charges and tax)</i>	11.77%	11.77%

The market index return is the strategic asset allocation weighted benchmark index return, where the benchmark indices are defined in the Statement of Investment Policy and Objectives. Additional information about the market index is available on the offer register.



This shows the return after fund charges and tax for each of the last 10 years ending 31 March. The last bar shows the average annual return for the last 10 years up to 31 March 2017<sup>1</sup>.

**Important:** This does not tell you how the fund will perform in the future.

Returns in this update are after tax at the highest prescribed investor rate (PIR) of tax for an individual New Zealand resident. Your tax may be lower.

## WHAT FEES ARE INVESTORS CHARGED?

Investors in the Mercer High Growth fund pay fund charges. In the year to 31 March 2016 these were:

	% OF NET ASSET VALUE
<b>TOTAL FUND CHARGES</b>	<b>1.29%<sup>2</sup></b>
Which are made up of:	
<b>TOTAL MANAGEMENT AND ADMINISTRATION CHARGES</b>	<b>1.29%<sup>2</sup></b>
Including:	
Manager's basic fee	0.82%
Other management and administration charges	0.47% <sup>2</sup>
<b>TOTAL PERFORMANCE BASED FEES</b>	

### Dollar amount per investor

#### OTHER CHARGES

Membership Fee	\$165.69 <sup>3</sup>
----------------	-----------------------

The Mercer High Growth fund had a maximum membership fee of \$14.13 per investor per month. In total, during the disclosure year, this was up to \$165.69 ( $\$13.70 \times 9 + \$14.13 \times 3$ )<sup>3</sup>.

The manager expects that some of the fund charges will be materially different for the year ended 31 March 2017. These are indicated below:

Type of fund charge	Expected for the year ending 31 March 2017 (% of net assets)	Year ended 31 March 2016 (% of net assets)
Other management and administration charges	0.54%	0.47%

Investors may also be charged individual action fees for specific actions or decisions (for example, for withdrawing from or switching funds). See the Mercer Super Trust PDS and Your Plan Details for more information about fees.

Small differences in fees and charges can have a big impact on your investment over the long term.

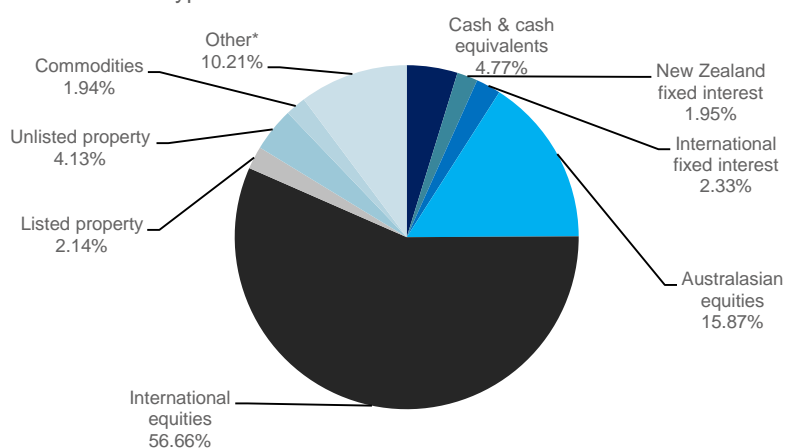
## EXAMPLE OF HOW THIS APPLIES TO AN INVESTOR

Ben had \$10,000 in the fund at the start of the year and did not make any further contributions. At the end of the year, Ben received a return after fund charges were deducted of \$1,082.00 (that is 10.82% of his initial \$10,000). Ben also paid \$165.69 in other charges. This gives Ben a total return after tax of \$916.31 for the year<sup>3</sup>.

## WHAT DOES THE FUND INVEST IN?

#### Actual investment mix

This shows the types of assets that the fund invests in<sup>4</sup>.



\*Includes listed and unlisted infrastructure assets and alternatives.

## TARGET INVESTMENT MIX

This shows the mix of assets that the fund generally intends to invest in.

Cash and cash equivalents	2.00%
New Zealand fixed interest	2.00%
International fixed interest	6.00%
Australasian equities	18.00%
International equities	53.00%
Listed property	3.50%
Unlisted property	3.50%
Commodities	2.00%
Other*	10.00%

\*Includes listed and unlisted infrastructure assets and alternatives.

## TOP 10 INVESTMENTS

	NAME	% OF FUND NET ASSETS	TYPE	COUNTRY	CREDIT RATING (IF APPLICABLE)
1	Schroder Global Core Fund	9.72%	International Equities	Australia	NA
2	AMP Capital Investors NZ Cash Fund	2.17%	Cash and cash equivalents	New Zealand	NA
3	Fidelity Select Global Small Cap Fund	2.02%	International Equities	Australia	NA
4	Blackrock Global Enhanced Emerging Markets Fund - E Class	1.95%	International Equities	Australia	NA
5	ANZ Wholesale Sovereign Bond Fund	1.92%	New Zealand Fixed Interest	New Zealand	NA
6	Fisher & Paykel Healthcare Corporation Limited	1.62%	Australasian Equities	New Zealand	NA
7	iShares Trust Core S&P 500 ETF	1.60%	International Equities	United States	NA
8	First State Investments Global Listed Infrastructure Fund	1.42%	Other**	New Zealand	NA
9	Westpac Business Interest Account	1.35%	Cash and cash equivalents	New Zealand	AA-
10	Macquarie True Index Emerging Market Fund	1.31%	International Equities	Australia	NA

\*\*An investment in a fund that is primarily comprised of listed infrastructure assets.

The top 10 investments make up 25.08% of the fund.

### Currency hedging

Currency hedging can apply to some of the asset classes this fund invests in. The level of currency hedging for global shares is managed between 0% and 100% and may change over time depending on Mercer's view of the relative strength (or weakness) of the New Zealand dollar. Other global assets classes (Global Fixed Interest and Real Assets), target a 100% net of tax hedge to the New Zealand dollar. Refer to the Statement of Investment Policy and Objectives for more information which is available from [www.companiesoffice.govt.nz/disclose](http://www.companiesoffice.govt.nz/disclose).

## KEY PERSONNEL

This shows the directors and employees who have the most influence on the investment decisions of the fund.

NAME	CURRENT POSITION	TIME IN CURRENT POSITION	PREVIOUS/OTHER POSITION	TIME IN PREVIOUS/ OTHER POSITION
Ross Butler	Chairman – Mercer (N.Z.) Limited	4 years 3 months	Chairman – Mercer Investment Nominees (NZ) Ltd	2 years
Martin Lewington	CEO – Mercer (N.Z.) Limited	8 years 1 month	Head of Investments – Mercer (N.Z.) Limited	3 years 8 months
Philip Houghton-Brown	Chief Investment Officer – New Zealand, Mercer (N.Z.) Limited	4 years 8 months	Chief Investment Officer – OnePath (NZ) Ltd	5 years 3 months
Russell Clarke	Chief Investment Officer – Pacific, Mercer Australia (Pty) Ltd	3 years 8 months	Mercer Global Chief Investment Officer, Mainstream Assets – Current Position	5 years 8 months
Philip Graham	Deputy Chief Investment Officer – Pacific, Mercer Australia (Pty) Ltd	5 years 8 months	Senior Portfolio Strategist – Mercer Australia (Pty) Ltd	4 years 2 months

## FURTHER INFORMATION

You can also obtain this information, the PDS for the Mercer Super Trust and some additional information from the offer register at [www.companiesoffice.govt.nz/disclose](http://www.companiesoffice.govt.nz/disclose).

## NOTES

- 1 The total deductions applied include a percentage based administration fee of 0.40% per annum. This is the rate applied to the unit price and may be higher or lower for some investors meaning returns may differ.
- 2 Fund charges may vary for investors. The total fund charges and other management and administration charges include a percentage based administration fee of 0.40% per annum. The fee applicable for investors may be higher or lower. Please refer to Your Plan Details for information relating to the total fund charges applicable if you are a member of a plan.
- 3 Membership fees are the fixed dollar charges for membership of the Scheme and are charged monthly. The value stated is the maximum fee charged for the year ended 31 March 2016. The fee is subject to indexation on 1 January every year, therefore the total membership fee for the year ended 31 March 2016 was comprised of nine months at \$13.70 per investor per month and three months at \$14.13 per investor per month to give a total membership fee of \$165.69. Lower membership fees can apply for some investors and the membership fees applicable to each plan are noted in Your Plan Details.
- 4 For asset allocation reporting purposes cash retained for liquidity management at a sector level is assigned to the asset class to which it relates to and is not separately identified.

## Got any questions?

Visit our website [mercersupertrust.co.nz](http://mercersupertrust.co.nz) or call our Helpline on **0508 637 237** (if calling from within New Zealand).

If you're calling from overseas you can contact us on **+61 3 8687 1886**. Helpline hours are from 9am to 7pm, Monday to Friday except public holidays.