

FUND UPDATE

MERCER GROWTH FUND MERCER KIWISAVER SCHEME

Quarter ending 31 December 2016

This fund update was first made publicly available on: 13 February 2017

WHAT IS THE PURPOSE OF THIS UPDATE?

This document tells you how the Mercer Growth fund has performed and what fees were charged. The document will help you to compare the fund with other funds. Mercer (N.Z.) Limited prepared this update in accordance with the Financial Markets Conduct Act 2013.

This information is not audited and may be updated.

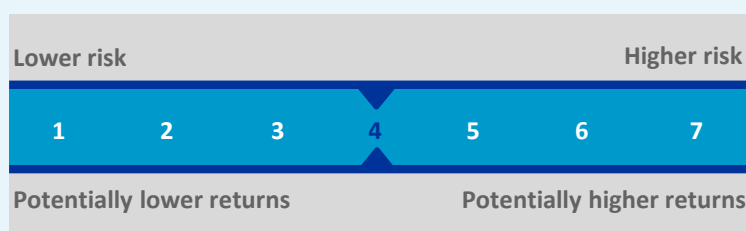
DESCRIPTION OF THIS FUND

The Mercer Growth fund invests mainly in growth assets such as shares and real assets. This may be suitable for investors wanting to invest mostly in growth assets who are comfortable accepting more volatile returns than those expected from the Balanced option with a view to achieving higher longer-term returns.

Total value of the fund	\$37,988,770
Number of investors in the fund	1,928
The date the fund started	18 February 2015

WHAT ARE THE RISKS OF INVESTING?

Risk indicator for the Mercer Growth fund[†]:



The risk indicator is rated from 1 (low) to 7 (high). The rating reflects how much the value of the fund's assets goes up and down. A higher risk generally means higher potential returns over time, but more ups and downs along the way.

To help you clarify your own attitude to risk, you can seek financial advice or work out your risk profile at www.sorted.org.nz/tools/investor-kickstarter.

Note that even the lowest category does not mean a risk-free investment, and there are other risks that are not captured by this rating.

This risk indicator is not a guarantee of a fund's future performance. The risk indicator is based on the returns data for 5 years to 31 December 2016. While risk indicators are usually relatively stable, they do shift from time to time. The risk indicator will continue to be updated in future fund updates.

See the Product Disclosure Statement (PDS) for more information about the risks associated with investing in this fund.

[†] A combination of actual fund returns and market index returns have been used to determine the risk indicator as the fund commenced operation on 18 February 2015. The risk indicator may therefore provide a less reliable indicator of the potential future volatility of the fund. For the five year period ending 31 December 2016, market index returns have been used up to 28 February 2015 with actual fund returns used for the balance of the period to 31 December 2016.

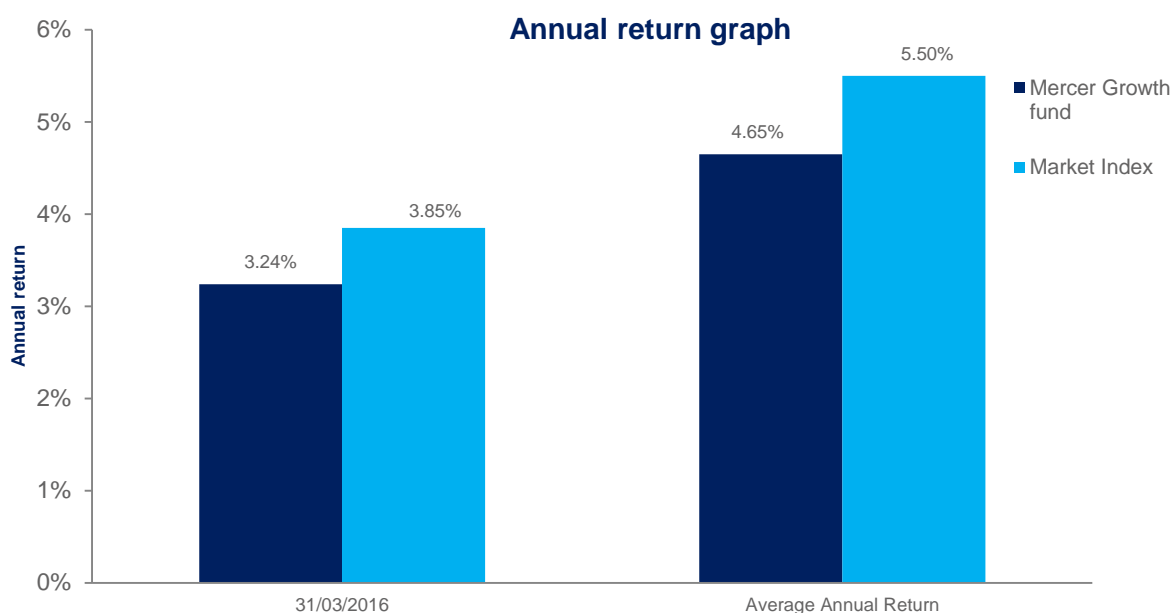
MAKE TOMORROW, TODAY



HOW HAS THE FUND PERFORMED?

	PAST YEAR
Annual return <i>(after deductions for charges and tax)</i>	7.10%
Annual return <i>(after deductions for charges but before tax)</i>	8.73%
Market index annual return <i>(reflects no deductions for charges and tax)</i>	8.37%

The market index return is the strategic asset allocation weighted benchmark index return, where the benchmark indices are defined in the Statement of Investment Policy and Objectives. Additional information about the market index is available on the offer register.



This shows the return after fund charges and tax for each year ending 31 March since the fund started. The last bar shows the average annual return since the fund started, up to 31 December 2016. Note that market indices reflect no deduction for charges and tax.

Important: This does not tell you how the fund will perform in the future.

Returns in this update are after tax at the highest prescribed investor rate (PIR) of tax for an individual New Zealand resident. Your tax may be lower.

WHAT FEES ARE INVESTORS CHARGED?

Investors in the Mercer Growth fund pay fund charges. In the year to 31 March 2016 these were:

	% OF NET ASSET VALUE
TOTAL FUND CHARGES	0.87%
Which are made up of:	
TOTAL MANAGEMENT AND ADMINISTRATION CHARGES	0.87%
Including:	
Manager's basic fee	0.77%
Other management and administration charges	0.10%
TOTAL PERFORMANCE BASED FEES	0.00%
	Dollar amount per investor
OTHER CHARGES	
Membership Fee	\$30.00 ¹

Investors are not currently charged individual action fees for specific actions or decisions (for example, for withdrawing from or switching funds). See the Mercer KiwiSaver scheme PDS for more information about Scheme fees.

Small differences in fees and charges can have a big impact on your investment over the long term.

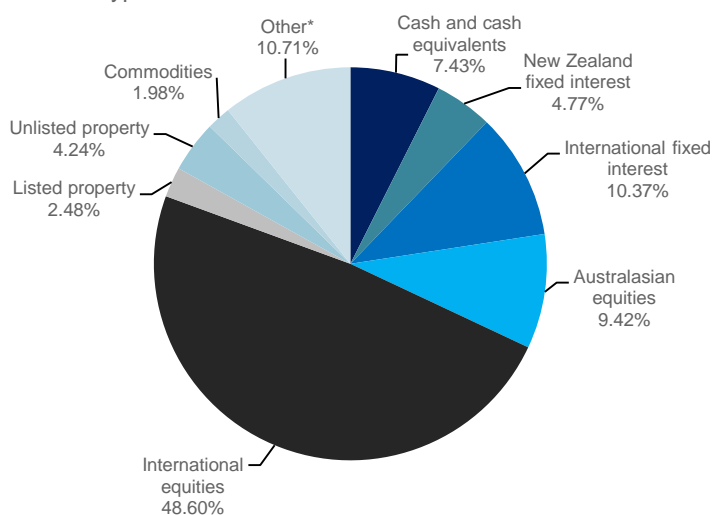
EXAMPLE OF HOW THIS APPLIES TO AN INVESTOR

Ben had \$10,000 in the fund at the start of the year and didn't make any further contributions. At the end of the year, Ben received a return after fund charges were deducted of \$710.00 (7.10% of his initial \$10,000). Ben also paid \$30.00 in other charges. This gives Ben a total return after tax of \$680.00 for the year.

WHAT DOES THE FUND INVEST IN?

Actual investment mix

This shows the types of assets that the fund invests in².



* Includes listed and unlisted infrastructure assets and alternatives.

TARGET INVESTMENT MIX

This shows the mix of assets that the fund generally intends to invest in.

Cash and cash equivalents	4.00%
New Zealand fixed interest	5.00%
International fixed interest	16.00%
Australasian equities	12.00%
International equities	44.00%
Listed property	3.50%
Unlisted property	3.50%
Commodities	2.00%
Other*	10.00%

* Includes listed and unlisted infrastructure assets and alternatives.

TOP 10 INVESTMENTS

	NAME	% OF FUND NET ASSETS	TYPE	COUNTRY	CREDIT RATING (IF APPLICABLE)
1	Schroder Global Core Fund	8.13%	International Equities	Australia	NA
2	AMP Capital Investors NZ Cash Fund	5.73%	Cash and cash equivalents	New Zealand	NA
3	ANZ Wholesale Sovereign Bond Fund	4.72%	New Zealand Fixed Interest	New Zealand	NA
4	Challenger Harris Global Sovereign Bond Trust	1.95%	International Fixed Interest	Australia	NA
5	Fidelity Select Global Small Cap Fund	1.73%	International Equities	Australia	NA
6	Blackrock Global Enhanced Emerging Markets Fund - E Class	1.62%	International Equities	Australia	NA
7	Colonial First State Wholesale Investment Grade Corporate Bond Fund	1.58%	International Fixed Interest	Australia	NA
8	First State Investments Global Listed Infrastructure Fund	1.43%	Other**	New Zealand	NA
9	Fisher Institutional Property Fund	1.22%	Unlisted Property	New Zealand	NA
10	Westpac Business Interest Account	1.21%	Cash and cash equivalents	New Zealand	AA-

**An investment in a fund that is primarily comprised of listed infrastructure assets.

The top 10 investments make up 29.32% of the fund

Currency hedging

Currency hedging can apply to some of the asset classes this fund invests in. The level of currency hedging for global shares is managed between 0% and 100% and may change over time depending on Mercer's view of the relative strength (or weakness) of the New Zealand dollar. Other global assets classes (Global Fixed Interest and Real Assets), target a 100% net of tax hedge to the New Zealand dollar. Refer to the Statement of Investment Policy and Objectives for more information which is available from www.companiesoffice.govt.nz/disclose

KEY PERSONNEL

This shows the directors and employees who have the most influence on the investment decisions of the fund.

NAME	CURRENT POSITION	TIME IN CURRENT POSITION	PREVIOUS/OTHER POSITION	TIME IN PREVIOUS/ OTHER POSITION
Ross Butler	Chairman – Mercer (N.Z.) Limited	4 years	Chairman – Mercer Investment Nominees (NZ) Ltd	2 years
Martin Lewington	Managing Director – Mercer (N.Z.) Limited	7 years 10 months	Head of Investments – Mercer (N.Z.) Limited	3 years 8 months
Philip Houghton-Brown	Head of Investments – Mercer (N.Z.) Limited	4 years 5 months	Chief Investment Officer – OnePath (NZ) Ltd	5 years 3 months
Russell Clarke	Chief Investment Officer – Pacific, Mercer Australia (Pty) Ltd	3 years 5 months	Mercer Global Chief Investment Officer, Mainstream Assets – Current Position	5 years 5 months
Philip Graham	Deputy Chief Investment Officer – Pacific, Mercer Australia (Pty) Ltd	5 years 5 months	Senior Portfolio Strategist – Mercer Australia (Pty) Ltd	4 years 2 months

FURTHER INFORMATION

You can also obtain this information, the PDS for the Mercer KiwiSaver scheme and some additional information from the offer register at www.companiesoffice.govt.nz/disclose

NOTES

- 1 Membership fees are the fixed dollar charges for membership of the scheme. A lower membership fee may apply for some investors.
- 2 For asset allocation reporting purposes cash retained for liquidity management at a sector level is assigned to the asset class to which it relates to and is not separately identified.

Got any questions?

Visit our website mercerkiwisaverscheme.co.nz or call our Helpline on **0508 637 237** (if calling from within New Zealand).

If you're calling from overseas you can contact us on **+61 3 8687 1886**. Helpline hours are from 9am to 7pm, Monday to Friday except public holidays.