

# FUND UPDATE

## MERCER CONSERVATIVE FUND MERCER KIWISAVER SCHEME

Quarter ending 31 December 2016

This fund update was first made publicly available on: 13 February 2017

### WHAT IS THE PURPOSE OF THIS UPDATE?

This document tells you how the Mercer Conservative fund has performed and what fees were charged. The document will help you to compare the fund with other funds. Mercer (N.Z.) Limited prepared this update in accordance with the Financial Markets Conduct Act 2013.

This information is not audited and may be updated.

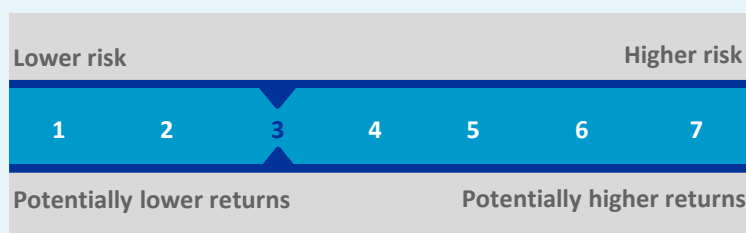
### DESCRIPTION OF THIS FUND

The Mercer Conservative fund invests mostly in cash and fixed interest, with only some investment in shares and real assets. This may be suitable for investors who want to achieve slightly higher returns than those expected from investing solely in cash. Investors need to be comfortable with the possibility of some fluctuations in returns.

Total value of the fund	\$1,021,972,993
Number of investors in the fund	82,754
The date the fund started	1 October 2007

### WHAT ARE THE RISKS OF INVESTING?

**Risk indicator for the Mercer Conservative fund:**



The risk indicator is rated from 1 (low) to 7 (high). The rating reflects how much the value of the fund's assets goes up and down. A higher risk generally means higher potential returns over time, but more ups and downs along the way.

To help you clarify your own attitude to risk, you can seek financial advice or work out your risk profile at [www.sorted.org.nz/tools/investor-kickstarter](http://www.sorted.org.nz/tools/investor-kickstarter).

Note that even the lowest category does not mean a risk-free investment, and there are other risks that are not captured by this rating.

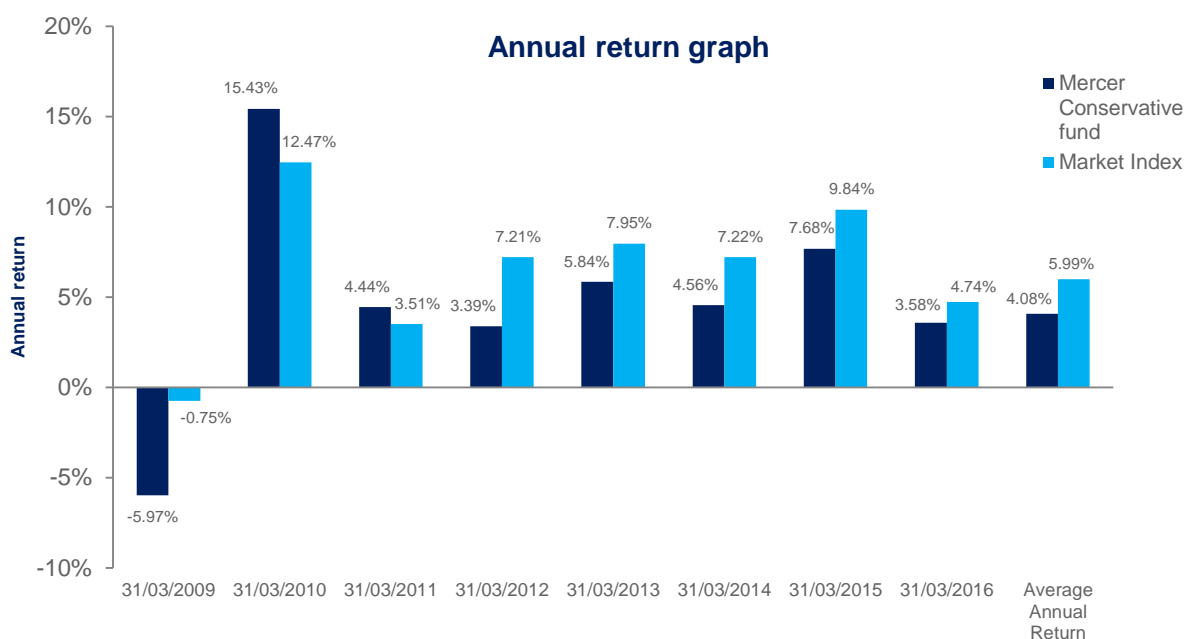
This risk indicator is not a guarantee of a fund's future performance. The risk indicator is based on the returns data for 5 years to 31 December 2016. While risk indicators are usually relatively stable, they do shift from time to time. The risk indicator will continue to be updated in future fund updates.

See the Product Disclosure Statement (PDS) for more information about the risks associated with investing in this fund.

## HOW HAS THE FUND PERFORMED?

	AVERAGE OVER PAST 5 YEARS	PAST YEAR
<b>Annual return</b> <i>(after deductions for charges and tax)</i>	5.21%	4.16%
<b>Annual return</b> <i>(after deductions for charges but before tax)</i>	7.00%	5.46%
<b>Market index annual return</b> <i>(reflects no deductions for charges and tax)</i>	7.11%	5.36%

The market index return is the strategic asset allocation weighted benchmark index return, where the benchmark indices are defined in the Statement of Investment Policy and Objectives. Additional information about the market index is available on the offer register.



This shows the return after fund charges and tax for each year ending 31 March since the fund started. The last bar shows the average annual return since the fund started, up to 31 December 2016. Note that market indices reflect no deduction for charges and tax.

**Important:** This does not tell you how the fund will perform in the future.

Returns in this update are after tax at the highest prescribed investor rate (PIR) of tax for an individual New Zealand resident. Your tax may be lower.

## WHAT FEES ARE INVESTORS CHARGED?

Investors in the Mercer Conservative fund pay fund charges. In the year to 31 March 2016 these were:

	% OF NET ASSET VALUE
<b>TOTAL FUND CHARGES</b>	<b>0.57%</b>
Which are made up of:	
<b>TOTAL MANAGEMENT AND ADMINISTRATION CHARGES</b>	<b>0.57%</b>
Including:	
Manager's basic fee	0.50%
Other management and administration charges	0.07%
<b>TOTAL PERFORMANCE BASED FEES</b>	<b>0.00%</b>
	<b>Dollar amount per investor</b>
<b>OTHER CHARGES</b>	
Membership Fee	\$30.00 <sup>1</sup>

Investors are not currently charged individual action fees for specific actions or decisions (for example, for withdrawing from or switching funds). See the Mercer KiwiSaver scheme PDS for more information about Scheme fees.

Small differences in fees and charges can have a big impact on your investment over the long term.

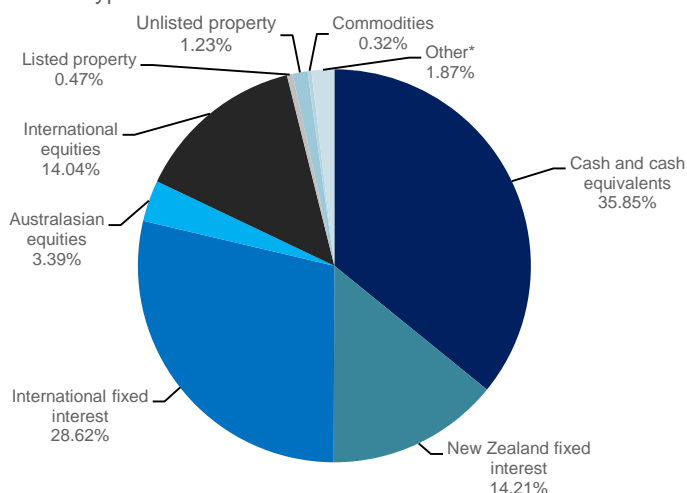
## EXAMPLE OF HOW THIS APPLIES TO AN INVESTOR

Ben had \$10,000 in the fund at the start of the year and didn't make any further contributions. At the end of the year, Ben received a return after fund charges were deducted of \$416.00 (that is 4.16% of his initial \$10,000). Ben also paid \$30.00 in other charges. This gives Ben a total return after tax of \$386.00 for the year.

## WHAT DOES THE FUND INVEST IN?

### Actual investment mix

This shows the types of assets that the fund invests in<sup>2</sup>.



\* Includes listed and unlisted infrastructure assets.

## TARGET INVESTMENT MIX

This shows the mix of assets that the fund generally intends to invest in.

Cash and cash equivalents	30.00%
New Zealand fixed interest	15.00%
International fixed interest	35.00%
Australasian equities	5.00%
International equities	11.00%
Listed property	0.88%
Unlisted property	0.87%
Commodities	0.50%
Other*	1.75%

\* Includes listed and unlisted infrastructure assets.

## TOP 10 INVESTMENTS

	NAME	% OF FUND NET ASSETS	TYPE	COUNTRY	CREDIT RATING (IF APPLICABLE)
1	AMP Capital Investors NZ Cash Fund	34.53%	Cash and cash equivalents	New Zealand	NA
2	ANZ Wholesale Sovereign Bond Fund	14.07%	New Zealand Fixed Interest	New Zealand	NA
3	Challenger Harris Global Sovereign Bond Trust	6.96%	International Fixed Interest	Australia	NA
4	Colonial First State Wholesale Investment Grade Corporate Bond Fund	4.28%	International Fixed Interest	Australia	NA
5	Schroder Global Core Fund	3.29%	International Equities	Australia	NA
6	Westpac Business Interest Account	0.97%	Cash and cash equivalents	New Zealand	AA-
7	iShares Trust Core S&P 500 ETF	0.38%	International Equities	United States	NA
8	Fisher Institutional Property Fund	0.35%	Unlisted Property	New Zealand	NA
9	BNP New Zealand Dollar Custodial Account Indexed Cash Portfolio	0.35%	Cash and cash equivalents	New Zealand	NA
10	Fletcher Building Ltd	0.33%	Australasian Equities	New Zealand	NA

The top 10 investments make up 65.51% of the fund

### Currency hedging

Currency hedging can apply to some of the asset classes this fund invests in. The level of currency hedging for global shares is managed between 0% and 100% and may change over time depending on Mercer's view of the relative strength (or weakness) of the New Zealand dollar. Other global assets classes (Global Fixed Interest and Real Assets), target a 100% net of tax hedge to the New Zealand dollar. Refer to the Statement of Investment Policy and Objectives for more information which is available from [www.companiesoffice.govt.nz/disclose](http://www.companiesoffice.govt.nz/disclose)

## KEY PERSONNEL

This shows the directors and employees who have the most influence on the investment decisions of the fund.

NAME	CURRENT POSITION	TIME IN CURRENT POSITION	PREVIOUS/OTHER POSITION	TIME IN PREVIOUS/OTHER POSITION
Ross Butler	Chairman – Mercer (N.Z.) Limited	4 years	Chairman – Mercer Investment Nominees (NZ) Ltd	2 years
Martin Lewington	Managing Director – Mercer (N.Z.) Limited	7 years 10 months	Head of Investments – Mercer (N.Z.) Limited	3 years 8 months
Philip Houghton-Brown	Head of Investments – Mercer (N.Z.) Limited	4 years 5 months	Chief Investment Officer – OnePath (NZ) Ltd	5 years 3 months
Russell Clarke	Chief Investment Officer – Pacific, Mercer Australia (Pty) Ltd	3 years 5 months	Mercer Global Chief Investment Officer, Mainstream Assets – Current Position	5 years 5 months
Philip Graham	Deputy Chief Investment Officer – Pacific, Mercer Australia (Pty) Ltd	5 years 5 months	Senior Portfolio Strategist – Mercer Australia (Pty) Ltd	4 years 2 months

## FURTHER INFORMATION

You can also obtain this information, the PDS for the Mercer KiwiSaver scheme and some additional information from the offer register at [www.companiesoffice.govt.nz/disclose](http://www.companiesoffice.govt.nz/disclose)

## NOTES

- 1 Membership fees are the fixed dollar charges for membership of the scheme. A lower membership fee may apply for some investors.
- 2 For asset allocation reporting purposes cash retained for liquidity management at a sector level is assigned to the asset class to which it relates to and is not separately identified.

## Got any questions?

Visit our website [mercerkiwisaverscheme.co.nz](http://mercerkiwisaverscheme.co.nz) or call our Helpline on **0508 637 237** (if calling from within New Zealand).

If you're calling from overseas you can contact us on **+61 3 8687 1886**. Helpline hours are from 9am to 7pm, Monday to Friday except public holidays.