

FUND UPDATE

MERCER SHARES FUND MERCER SUPER TRUST

Quarter ending 30 September 2016

This fund update was first made publicly available on: 31 October 2016

WHAT IS THE PURPOSE OF THIS UPDATE?

This document tells you how the Mercer Shares fund has performed and what fees were charged. The document will help you to compare the fund with other funds. Mercer (N.Z.) Limited prepared this update in accordance with the Financial Markets Conduct Act 2013.

This information is not audited and may be updated.

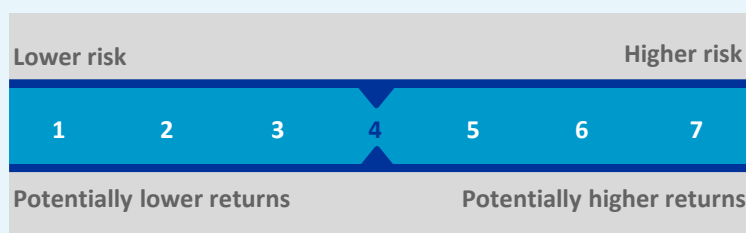
DESCRIPTION OF THIS FUND

The Mercer Shares fund invests almost entirely in the share market. This may be suitable for investors seeking exposure mostly to shares and who are comfortable with a high level of volatility in returns.

| | |
|---------------------------------|-------------------|
| Total value of the fund | \$25,513,566 |
| Number of investors in the fund | 796 |
| The date the fund started | 22 September 1998 |

WHAT ARE THE RISKS OF INVESTING?

Risk indicator for the Mercer Shares fund:



The risk indicator is rated from 1 (low) to 7 (high). The rating reflects how much the value of the fund's assets goes up and down. A higher risk generally means higher potential returns over time, but more ups and downs along the way.

To help you clarify your own attitude to risk, you can seek financial advice or work out your risk profile at www.sorted.org.nz/tools/investor-kickstarter.

Note that even the lowest category does not mean a risk-free investment, and there are other risks that are not captured by this rating.

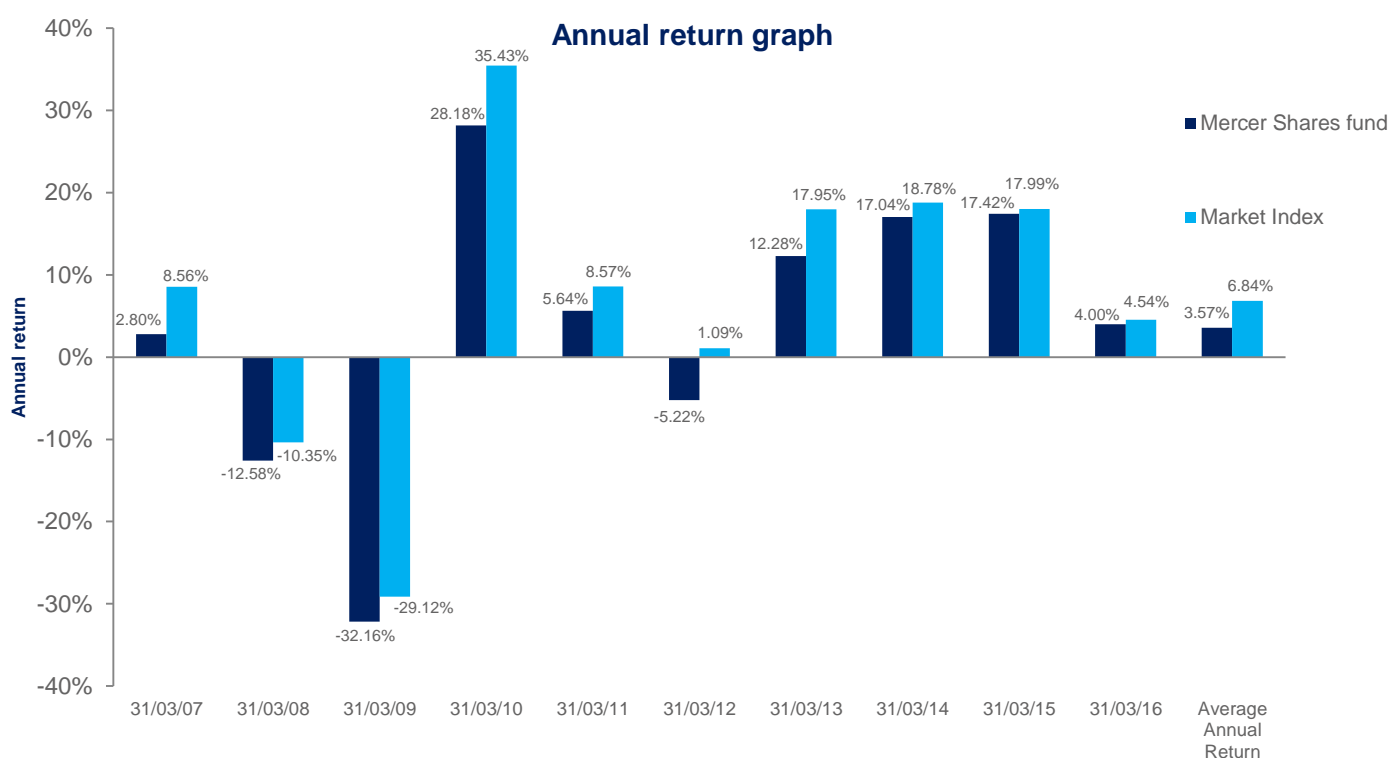
This risk indicator is not a guarantee of a fund's future performance. The risk indicator is based on the returns data for 5 years to 30 September 2016. While risk indicators are usually relatively stable, they do shift from time to time. The risk indicator will continue to be updated in future fund updates.

See the Product Disclosure Statement (PDS) for more information about the risks associated with investing in this fund.

HOW HAS THE FUND PERFORMED?

| | AVERAGE OVER PAST 5 YEARS | PAST YEAR |
|---|---------------------------|-----------|
| Annual return <i>(after deductions for charges and tax)</i> ¹ | 12.93% | 10.66% |
| Annual return <i>(after deductions for charges but before tax)</i> ¹ | 14.31% | 12.65% |
| Market index annual return <i>(reflects no deductions for charges and tax)</i> | 16.07% | 15.53% |

The market index return is the strategic asset allocation weighted benchmark index return, where the benchmark indices are defined in the Statement of Investment Policy and Objectives. Additional information about the market index is available on the offer register.



This shows the return after fund charges and tax for each year ending 31 March since the fund started. The last bar shows the average annual return since the fund started, up to 30 September 2016^{1,2}.

Important: This does not tell you how the fund will perform in the future.

Returns in this update are after tax at the highest prescribed investor rate (PIR) of tax for an individual New Zealand resident. Your tax may be lower.

WHAT FEES ARE INVESTORS CHARGED?

Investors in the Mercer Shares fund pay fund charges. In the year to 31 March 2016 these were:

| | % OF NET ASSET VALUE |
|---------------------------|--------------------------|
| TOTAL FUND CHARGES | 1.36%³ |

Which are made up of:

| | |
|--|--------------------------|
| TOTAL MANAGEMENT AND ADMINISTRATION CHARGES | 1.36%³ |
|--|--------------------------|

Including:

| | |
|---|--------------------|
| Manager's basic fee | 0.90% |
| Other management and administration charges | 0.46% ³ |

TOTAL PERFORMANCE BASED FEES

Dollar amount per investor

OTHER CHARGES

| | |
|----------------|-----------------------|
| Membership Fee | \$165.69 ⁴ |
|----------------|-----------------------|

The Mercer Shares fund has a maximum membership fee of up to \$14.13 per investor per month. In total, during the disclosure year, this was up to \$165.69 ($\$13.70 \times 9 + \14.13×3)⁴.

The manager expects that some of the fund charges will be materially different for the year ended 31 March 2017. These are indicated below:

| Type of fund charge | Expected for the year ending 31 March 2017 (% of net assets) | Year ended 31 March 2016 (% of net assets) |
|---|--|--|
| Other management and administration charges | 0.53% | 0.46% |

Investors may also be charged individual action fees for specific actions or decisions (for example, for withdrawing from or switching funds). See the PDS on the offer register www.companiesoffice.govt.nz/disclose and Your Plan Details for more information about fees.

Small differences in fees and charges can have a big impact on your investment over the long term.

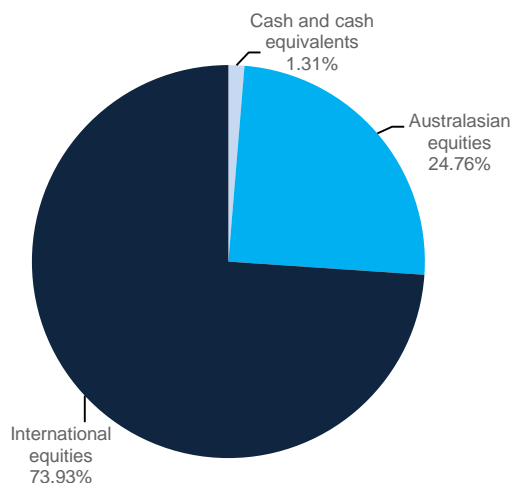
EXAMPLE OF HOW THIS APPLIES TO AN INVESTOR

Ben had \$10,000 in the fund at the start of the year and didn't make any further contributions. At the end of the year, Ben received a return after fund charges were deducted of \$1,066.00 (that is 10.66% of his initial \$10,000). Ben also paid \$165.69 in other charges. This gives Ben a total return after tax of \$900.31 for the year⁴.

WHAT DOES THE FUND INVEST IN?

Actual investment mix

This shows the types of assets that the fund invests in⁵.



TARGET INVESTMENT MIX

This shows the mix of assets that the fund generally intends to invest in.

| | |
|------------------------------|--------|
| Cash and cash equivalents | 0.00% |
| New Zealand fixed interest | 0.00% |
| International fixed interest | 0.00% |
| Australasian equities | 26.00% |
| International equities | 74.00% |
| Listed property | 0.00% |
| Unlisted property | 0.00% |
| Commodities | 0.00% |
| Other* | 0.00% |

* Includes listed and unlisted infrastructure assets and alternatives.

TOP 10 INVESTMENTS

| | NAME | % OF FUND NET ASSETS | TYPE | COUNTRY | CREDIT RATING (IF APPLICABLE) |
|----|---|----------------------|------------------------|---------------|-------------------------------|
| 1 | Schroder Global Core Fund | 12.04% | International Equities | Australia | NA |
| 2 | Fidelity Select Global Small Cap Fund | 2.87% | International Equities | Australia | NA |
| 3 | iShares Trust Core S&P 500 ETF | 2.84% | International Equities | United States | NA |
| 4 | Blackrock Global Enhanced Emerging Markets Fund - E Class | 2.80% | International Equities | Australia | NA |
| 5 | Fletcher Building Limited | 2.45% | Australasian Equities | New Zealand | NA |
| 6 | Fisher & Paykel Healthcare Corporation Ltd | 1.86% | Australasian Equities | New Zealand | NA |
| 7 | Macquarie True Index Emerging Market Fund | 1.86% | International Equities | Australia | NA |
| 8 | Investec Emerging Markets Equity Fund | 1.83% | International Equities | Australia | NA |
| 9 | Macquarie True Index Emerging Markets Value Weighted Fund | 1.82% | International Equities | Australia | NA |
| 10 | Auckland International Airport Ltd | 1.63% | Australasian Equities | New Zealand | NA |

The top 10 investments make up 32.00% of the fund

Currency hedging

Currency hedging can apply to some of the asset classes this fund invests in. The level of currency hedging for global shares is managed between 0% and 100% and may change over time depending on Mercer's view of the relative strength (or weakness) of the New Zealand dollar. Refer to the Statement of Investment Policy and Objectives for more information which is available from www.companiesoffice.govt.nz/disclose/.

KEY PERSONNEL

This shows the directors and employees who have the most influence on the investment decisions of the fund.

| NAME | CURRENT POSITION | TIME IN CURRENT POSITION | PREVIOUS/OTHER POSITION | TIME IN PREVIOUS/ OTHER POSITION |
|-----------------------|---|--------------------------|--|----------------------------------|
| Ross Butler | Chairman – Mercer (N.Z.) Limited | 3 years 9 months | Chairman – Mercer Investment Nominees (NZ) Ltd | 2 years |
| Martin Lewington | Managing Director – Mercer (N.Z.) Limited | 7 years 7 months | Head of Investments – Mercer (N.Z.) Limited | 3 years 8 months |
| Philip Houghton-Brown | Head of Investments – Mercer (N.Z.) Limited | 4 years 2 months | Chief Investment Officer – OnePath (NZ) Ltd | 5 years 3 months |
| Russell Clarke | Chief Investment Officer – Pacific, Mercer Australia (Pty) Ltd | 3 years 2 months | Mercer Global Chief Investment Officer, Mainstream Assets – Current Position | 5 years 2 months |
| Philip Graham | Deputy Chief Investment Officer – Pacific, Mercer Australia (Pty) Ltd | 5 years 2 months | Senior Portfolio Strategist – Mercer Australia (Pty) Ltd | 4 years 2 months |

FURTHER INFORMATION

You can also obtain this information, the PDS for the Mercer Super Trust and some additional information from the offer register at www.companiesoffice.govt.nz/disclose/.

NOTES

- 1 The total deductions applied include a percentage based administration fee of 0.40% per annum. This is the rate applied to the unit price and may be higher or lower for some investors.
- 2 The average annual returns have been calculated using a commencement date of 31 October 1998 as this has been determined as the first full month of returns.
- 3 Fund charges may vary for investors. The total fund charges and other management and administration charges include a percentage based administration fee of 0.40% per annum. The fee applicable for investors may be higher or lower. Please refer to Your Plan Details for information relating to the total fund charges applicable if you are a member of a plan.
- 4 Membership fees are the fixed dollar charges for membership of the Scheme and are charged monthly. The value stated is the maximum fee charged for the year ended 31 March 2016. The fee is subject to indexation on 1 January every year, therefore the total membership fee for the year ended 31 March 2016 was comprised of nine months at \$13.70 per investor per month and three months at \$14.13 per investor per month to give a total membership fee of \$165.69. Lower membership fees can apply and are noted in Your Plan Details.
- 5 For asset allocation reporting purposes cash retained for liquidity management at a sector level is assigned to the asset class to which it relates to and is not separately identified.

Got any questions?

Visit our website mercersupertrust.co.nz or call our Helpline on **0508 637 237** (if calling from within New Zealand).

If you're calling from overseas you can contact us on **+61 3 8687 1886**. Helpline hours are from 9am to 7pm, Monday to Friday except public holidays.