

# MERCER KIWISAVER SCHEME

ANNUAL DISCLOSURE STATEMENT FOR  
18 FEBRUARY 2015 – 31 MARCH 2015

## Shares Investment Option

### Description of the fund

The Mercer Shares investment option is suitable for investors seeking a combined allocation to Trans-Tasman and global shares and who are able to withstand the volatility in returns associated with share investments.

|                               |                  |
|-------------------------------|------------------|
| Total value of the fund       | \$229,899        |
| Number of members in the fund | 34               |
| Date the fund started         | 18 February 2015 |

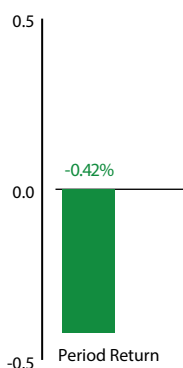
### How has the fund performed?

|  | Past five years | Period<br>(18 February 2015<br>to 31 March 2015) |
|--|-----------------|--|
| <b>Return<sup>1</sup></b> (after deductions for fund fees and tax <sup>2</sup> ) | n/a             | -0.42%   |

### How has the fund performed in the past?

The fund has not been in existence for a full tax year. Therefore the graph shows only the return since the fund started. It's important to note that this doesn't tell you how the fund will perform in the future.

#### Return for period 18 February 2015 to 31 March 2015 (%)



### What is the purpose of this statement?

This statement provides key information about the *Mercer KiwiSaver scheme Shares Investment Option*. It tells you how the fund has performed and what fees it charged, and will help you to compare it with other funds. We prepared this statement in accordance with the KiwiSaver (Periodic Disclosure) Regulations 2013. This information is not audited and may be updated.

## What fees were members charged?

The returns on page one are after deductions for **fund fees**<sup>3</sup>. Over the period these were:

|                                     |                               |
|-------------------------------------|-------------------------------|
| <b>Total Fund fees</b> <sup>4</sup> | 0.10% of members' investments |
| <i>which are made up of:</i>        |                               |
| Annual Management fee               | 0.10%                         |
| Performance based fees              | 0.00%                         |
| Other fees and costs                | 0.00%                         |

Each member was also charged **membership fees**<sup>5</sup> of \$5.00 over the period.

Mercer does not currently change fees for any specific actions or decisions made by a member. See [https://secure.superfacts.com/attachments/Form/KIWI4\\_InvestmentStatement.pdf](https://secure.superfacts.com/attachments/Form/KIWI4_InvestmentStatement.pdf) for more information about these fees.

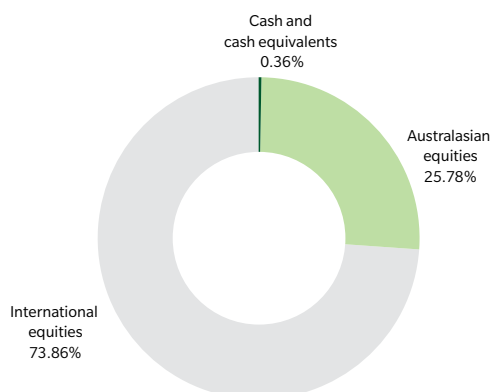
## Example of how this applies to a member

Ben had \$10,000 in the fund at the start of the period commencing 18 February 2015 and didn't make any further contributions. At the end of the period Ben received a return after fund fees and tax were deducted of -\$42.00 (-0.42% of his initial \$10,000). Ben also paid \$5.00 in membership fees. This gives Ben a total return of -\$47.00 for the period<sup>6</sup>.

## What does the fund invest in?

### Actual investment mix

This shows the types of assets that the fund invests in.



### Target investment mix

This shows the mix of assets that the fund generally intends to invest in.

|                              |        |
|------------------------------|--------|
| Cash and cash equivalents    | 0.00%  |
| New Zealand fixed interest   | 0.00%  |
| International fixed interest | 0.00%  |
| Australasian equities        | 26.00% |
| International equities       | 74.00% |
| Listed property              | 0.00%  |
| Unlisted property            | 0.00%  |
| Other*                       | 0.00%  |

\*Includes Alternatives, Infrastructure and Natural Resources

### Top 10 investments

|    | Name  | % of fund net assets | Type                  | Country     | Credit rating (if applicable) |
|----|---|----------------------|-----------------------|-------------|-------------------------------|
| 1  | Schroder Global Enhanced Index Fund                               | 12.15%               | Fund                  | Australia   | N/A                           |
| 2  | BlackRock Investment Management (Enhanced) Emerging Market Shares | 5.47%                | Fund                  | Australia   | N/A                           |
| 3  | Fidelity Select Global Small Cap Fund                             | 3.86%                | Fund                  | Australia   | N/A                           |
| 4  | Realindex Investments Emerging Market Shares                      | 2.91%                | Fund                  | Australia   | N/A                           |
| 5  | Fletcher Building Ltd   | 2.61%                | Australasian Equities | New Zealand | N/A                           |
| 6  | Spark New Zealand Limited   | 2.01%                | Australasian Equities | New Zealand | N/A                           |
| 7  | Fisher & Paykel Healthcare Corporation Limited                    | 1.77%                | Australasian Equities | New Zealand | N/A                           |
| 8  | Contact Energy Limited  | 1.34%                | Australasian Equities | New Zealand | N/A                           |
| 9  | Mainfreight Limited   | 1.08%                | Australasian Equities | New Zealand | N/A                           |
| 10 | Auckland International Airport Limited                            | 0.98%                | Australasian Equities | New Zealand | N/A                           |

The top 10 investments make up 34.18% of the fund.

See [https://secure.superfacts.com/attachments/Form/KSS10003\\_007\\_ADS2015\\_Mercer\\_KiwiSaver\\_Shares.csv](https://secure.superfacts.com/attachments/Form/KSS10003_007_ADS2015_Mercer_KiwiSaver_Shares.csv) for full list.

### Further information

#### Electronic disclosure of this information

Most of the information contained in this statement, including some additional information, is available in a spreadsheet at [https://secure.superfacts.com/attachments/Form/KSS10003\\_007\\_ADS2015\\_Mercer\\_KiwiSaver\\_Shares.csv](https://secure.superfacts.com/attachments/Form/KSS10003_007_ADS2015_Mercer_KiwiSaver_Shares.csv)

## Key Personnel

This shows the directors and employees who have the most influence on the investment decisions of the fund.

| Name                  | Current Position  | Time in current position | Previous / other position   | Time in previous / other position |
|-----------------------|---|--------------------------|---|-----------------------------------|
| Ross Butler           | Chairman – Mercer (N.Z.) Limited                                      | 2 years<br>3 months      | Chairman – Mercer Investment Nominees (NZ) Ltd                      | 2 years                           |
| Martin Lewington      | Managing Director – Mercer (N.Z.) Limited                             | 6 years<br>1 month       | Head of Investments – Mercer (N.Z.) Limited                         | 3 years<br>8 months               |
| Philip Houghton-Brown | Head of Investments – Mercer (N.Z.) Limited                           | 2 years<br>8 months      | Chief Investment Officer – Onepath (NZ) Ltd                         | 5 years<br>3 months               |
| Russell Clarke        | Chief Investment Officer – Pacific, Mercer Australia (Pty) Ltd        | 1 year<br>8 months       | Mercer Global Chief Investment Officer, Mainstream Assets – Current | 3 years<br>8 months               |
| Philip Graham         | Deputy Chief Investment Officer – Pacific, Mercer Australia (Pty) Ltd | 3 years<br>8 months      | Senior Portfolio Strategist – Mercer Australia (Pty) Ltd            | 4 years<br>2 months               |


## MANAGER'S CERTIFICATE

Mercer (N.Z.) Limited  
(The Manager of the Mercer KiwiSaver scheme)

The Manager hereby certifies that:

- The disclosure statement has been prepared for the purposes of the KiwiSaver (Periodic Disclosure) Regulations 2013; and
- To the best of the Manager's knowledge after making reasonable inquiry, all information required by the regulations has been disclosed in accordance with these regulations and the information presented is accurate; and
- The disclosure statement does not contain any matter that is likely to deceive or mislead with regard to any particular that would be material to an offer of an interest in the KiwiSaver scheme.

### Signature of Director



Martin Lewington  
Date of signing: 26 / 06 / 2015

### Signature of Authorised Signatory



Nicky Burns  
Date of signing: 26 / 06 / 2015

## NOTES

- The date the fund started was 18 February 2015. This means the return is for the period 18 February 2015 to 31 March 2015. It does not represent a twelve month return.
- Returns in this statement are after tax at the highest prescribed investor rate (PIR) of tax for an individual NZ resident. Your tax rate may be lower.
- Fund fees are fees charged as a percentage of a member's interest in the fund (i.e. as a percentage of their KiwiSaver account balance).
- The fund fees shown are for the period 18 February 2015 to 31 March 2015 and therefore do not represent annual fund fees. The Annual Management Fee was 0.90% as at 31 March 2015. Please refer to the investment statement dated 18 February 2015 for more information about this and other fees.
- Membership fees are the fixed dollar charges for membership in the Kiwisaver scheme. As the date the fund started was 18 February 2015, the membership fee amount of \$5.00 represents the total membership fee for two months to 31 March 2015, on a fee basis of \$2.50 per member per month. The total membership fee per annum is \$30.00 as at March 2015.
- This is not an annual period as the fund commencement date was 18 February 2015. It represents the period 18 February 2015 to 31 March 2015.

## Got any questions?

Visit our website [mercerkiwisaverscheme.co.nz](http://mercerkiwisaverscheme.co.nz) or call our Helpline on **0508 542 578** (if calling from within New Zealand).

If you're calling from overseas you can contact us on **+61 3 8687 1886**.  
Helpline hours are from 9am to 7pm, Monday to Friday and except public holidays.