

MERCER KIWISAVER SCHEME

QUARTERLY DISCLOSURE STATEMENT FOR
18 FEBRUARY 2015 – 30 JUNE 2015

Shares Investment Option

Description of the fund

The Mercer Shares investment option is suitable for investors seeking a combined allocation to Trans-Tasman and global shares and who are able to withstand the volatility in returns associated with share investments.

Total value of the fund	\$8,386,321
Number of members in the fund	451
Date the fund started	18 February 2015

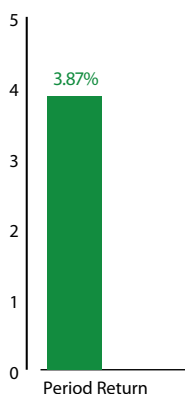
How has the fund performed?

	Period (18 February 2015 to 30 June 2015)
Return¹ (after deductions for fund fees and tax ²)	3.87%

How has the fund performed in the past?

The fund has not been in existence for a full tax year. Therefore the graph shows only the return since the fund started. It's important to note that this doesn't tell you how the fund will perform in the future.

Return for period 18 February 2015 to 30 June 2015 (%)



What is the purpose of this statement?

This statement provides key information about the *Mercer KiwiSaver scheme Shares Investment Option*. It tells you how the fund has performed and what fees it charged, and will help you to compare it with other funds. We prepared this statement in accordance with the KiwiSaver (Periodic Disclosure) Regulations 2013. This information is not audited and may be updated.

What fees were members charged?

The returns on page one are after deductions for **fund fees**³. These fees were last totalled up for the period 18 February 2015 to 31 March 2015 and were:

Total Fund fees	0.10% of members' investments
<i>which are made up of:</i>	
Annual Management fee	0.10%
Performance based fees	0.00%
Other fees and costs	0.00%

Each member was also charged **membership fees**⁴ of \$5.00 over the period to 31 March 2015.

Mercer does not currently charge fees for any specific actions or decisions made by a member. See https://secure.superfacts.com/attachments/Form/KIWI4_InvestmentStatement.pdf for more information about these fees.

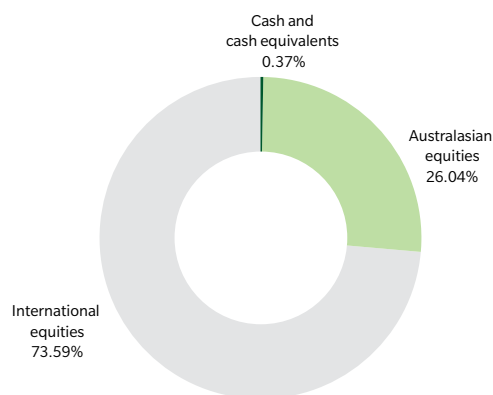
Example of how this applies to a member

Ben had \$10,000 in the fund at the start of the period and didn't make any further contributions. At the end of the period, Ben received a return after fund fees and tax were deducted of \$387.00 (3.87% of his initial \$10,000). Ben also paid \$5.00 in membership fees. This gives Ben a total return of \$382.00 for the period⁵.

What does the fund invest in?

Actual investment mix

This shows the types of assets that the fund invests in.



Target investment mix

This shows the mix of assets that the fund generally intends to invest in.

Cash and cash equivalents	0.00%
New Zealand fixed interest	0.00%
International fixed interest	0.00%
Australasian equities	26.00%
International equities	74.00%
Listed property	0.00%
Unlisted property	0.00%
Other*	0.00%

*Includes Alternatives, Infrastructure and Natural Resources

Top 10 investments

	Name	% of fund net assets	Type	Country	Credit rating (if applicable)
1	Schroder Global Enhanced Index Fund	12.20%	Fund	Australia	N/A
2	BlackRock Investment Management (Enhanced) Emerging Market Shares	3.72%	Fund	Australia	N/A
3	Fidelity Select Global Small Cap Fund	2.96%	Fund	Australia	N/A
4	Fletcher Building Limited	2.63%	Australasian Equities	New Zealand	N/A
5	Investec Emerging Markets Equity Fund	2.29%	Fund	Australia	N/A
6	Macquarie True Index Emerging Markets Value Fund	2.29%	Fund	Australia	N/A
7	Fisher & Paykel Healthcare Corporation Limited	2.07%	Australasian Equities	New Zealand	N/A
8	Spark New Zealand Limited	1.75%	Australasian Equities	New Zealand	N/A
9	Mainfreight Limited	1.16%	Australasian Equities	New Zealand	N/A
10	Auckland International Airport Limited	1.00%	Australasian Equities	New Zealand	N/A

The top 10 investments make up 32.07% of the fund.

Further information

Information about conflicts of interest

There have not been changes to the nature, or increases in the scale of, the fund's related-party transactions compared with the last quarter. See the Mercer KiwiSaver scheme's annual financial statements for more information about the scheme's related-party transactions.

Changes to trade allocation, execution and proxy voting policies

There have not been changes to the fund's trade allocation, execution and proxy voting policies in the last three months.

See https://secure.superfacts.com/attachments/Form/KIWI4_ShareVoting_2013.pdf for more information about these policies.

Changes to valuation methods

There have not been changes to the fund's valuation methods in the past three months.

Electronic disclosure of this information

Most of the information contained in this statement, including some additional information, is available in a spreadsheet at https://secure.superfacts.com/attachments/Form/KSS10003_007_QDSJun2015_Mercer_KiwiSaver_Shares.csv

Key Personnel

This shows the directors and employees who have the most influence on the investment decisions of the fund.

Name	Current Position	Time in current position	Previous/other position	Time in previous/other position
Ross Butler	Chairman – Mercer (N.Z.) Limited	2 years 6 months	Chairman – Mercer Investment Nominees (NZ) Ltd	2 years
Martin Lewington	Managing Director – Mercer (N.Z.) Limited	6 years 4 months	Head of Investments – Mercer (N.Z.) Limited	3 years 8 months
Philip Houghton-Brown	Head of Investments – Mercer (N.Z.) Limited	2 years 11 months	Chief Investment Officer – OnePath (NZ) Ltd	5 years 3 months
Russell Clarke	Chief Investment Officer – Pacific, Mercer Australia (Pty) Ltd	1 year 11 months	Mercer Global Chief Investment Officer, Mainstream Assets – Current	3 years 11 months
Philip Graham	Deputy Chief Investment Officer – Pacific, Mercer Australia (Pty) Ltd	3 years 11 months	Senior Portfolio Strategist – Mercer Australia (Pty) Ltd	4 years 2 months


MANAGER'S CERTIFICATE

Mercer (N.Z.) Limited
(The Manager of the Mercer KiwiSaver scheme)

The Manager hereby certifies that:

- The disclosure statement has been prepared for the purposes of the KiwiSaver (Periodic Disclosure) Regulations 2013; and
- To the best of the Manager's knowledge after making reasonable inquiry, all information required by the regulations has been disclosed in accordance with these regulations and the information presented is accurate; and
- The disclosure statement does not contain any matter that is likely to deceive or mislead with regard to any particular that would be material to an offer of an interest in the KiwiSaver scheme.

Signature of Director



Martin Lewington
Date of signing: 17 / 07 / 2015

Signature of Authorised Signatory



Nicky Burns
Date of signing: 20 / 07 / 2015

NOTES

- The date the fund started was 18 February 2015. This means the return is for the period 18 February 2015 to 30 June 2015. It does not represent a twelve month return.
- Returns in this statement are after tax at the highest prescribed investor rate (PIR) of tax for an individual NZ resident. Your tax rate may be lower.
- Fund fees are fees charged as a percentage of a member's interest in the fund (i.e. as a percentage of their KiwiSaver account balance). The Annual Management Fee was 0.90% as at 31 March 2015. Please refer to the investment statement dated 18 February 2015 for more information about this and other fees.
- Membership fees are the fixed dollar charges for membership in the KiwiSaver scheme. The membership fee as at 31 March 2015 was \$2.50 per member per month (\$30 annually).
- The period commenced 18 February 2015 and ended 30 June 2015. The membership fees for this example are required to be calculated to 31 March 2015. The membership fee for 18 February 2015 to 31 March 2015 was \$5.00. Refer to note 4 in relation to the membership fee rate as at 31 March 2015.

Got any questions?

Visit our website mercerkiwisaverscheme.co.nz or call our Helpline on **0508 542 578** (if calling from within New Zealand).

If you're calling from overseas you can contact us on **+61 3 8687 1886**. Helpline hours are from 9am to 7pm, Monday to Friday except public holidays.